

## Features

- Single-Turn / Cermet / Industrial / Sealed
- Miniature package
- Rotor designed for automatic machine adjust interface
- Withstands harsh environments and immersion cleaning processes

■ Available on tape and reel packaging (see page 71)

# 3362 - 1/4" Square Trimming Potentiometer

### Electrical Characteristics

Standard Resistance Range ..... 10 to 2 megohms  
 (see standard resistance table)  
 Resistance Tolerance ..... ±10% std.  
 (tighter tolerance available)  
 Absolute Minimum Resistance ..... 1% or 2 ohms  
 (whichever is greater)  
 Contact Resistance Variation ..... 1% or 3 ohms max.  
 (whichever is greater)  
 Adjustability  
 Voltage ..... ±0.05%  
 Resistance ..... ±0.15%  
 Resolution ..... Infinite  
 Insulation Resistance ..... 500 vdc.  
 1,000 megohms min.

Dielectric Strength  
 Sea Level ..... 900 vac  
 80,000 Feet ..... 350 vac  
 Adjustment Angle ..... 240° nom.

### Environmental Characteristics

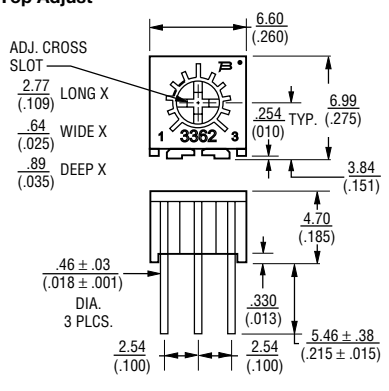
Power Rating (300 volts max.)  
 70°C ..... 0.50 watt  
 125°C ..... 0 watt  
 Temperature Range ..... -55°C to +125°C  
 Temperature Coefficient ..... ±100ppm/°C  
 Seal Test ..... 85°C Fluorinert\*  
 Humidity ..... MIL-STD-202 Method 103  
 96 hours  
 (2% ΔTR; 10 Megohms IR)  
 Vibration ..... 30G (1% ΔTR; 1% ΔVR)  
 Shock ..... 100G (1% ΔTR; 1% ΔVR)  
 Load Life ..... 1,000 hours 0.5 watt @ 70°C  
 (3% ΔTR; 3% or 3 ohms, whichever is greater, CRV)  
 Rotational Life ..... 200 cycles  
 (4% ΔTR; 3% or 3 ohms, whichever is greater, CRV)

### Physical Characteristics

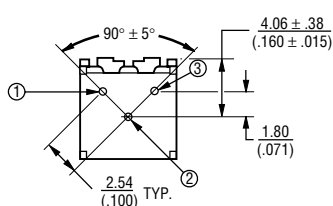
Mechanical Angle ..... 270° nom.  
 Torque ..... 3.0 oz-in. max.  
 Stop Strength ..... 7.0 oz-in. min.  
 Terminals ..... Solderable pins  
 Weight ..... 0.02 oz.  
 Marking ..... Resistance code, terminal numbers, manufacturer's model number, style and date code  
 Wiper ..... Positioned at 50% nominal  
 Flammability ..... U.L. 94V-0  
 Standard Packaging ..... 50 pcs. per tube  
 Adjustment Tool ..... H-90

\*FLUORINERT™ IS A REGISTERED TRADEMARK OF 3M CO.

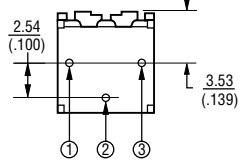
### Common Dimensions Top Adjust



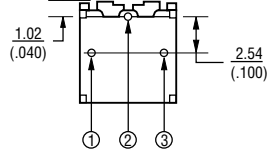
### 3362H



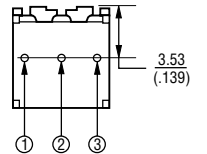
### 3362P



### 3362R



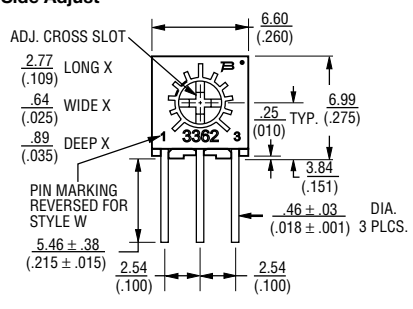
### 3362U



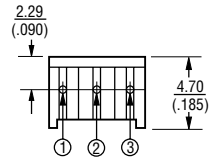
TOLERANCES: ± 0.25 (.010) EXCEPT WHERE NOTED

DIMENSIONS ARE: METRIC (INCHES)

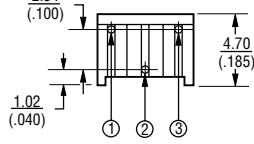
### Common Dimensions Side Adjust



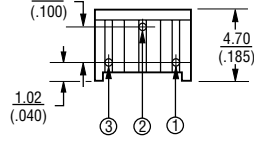
### 3362M



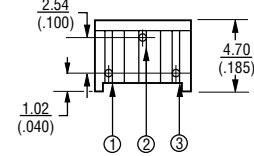
### 3362S



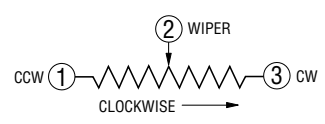
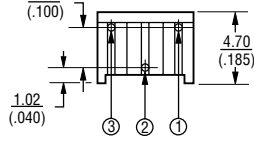
### 3362W



### 3362X



### 3362Z




# 3362 - 1/4" Square Trimming Potentiometer

**BOURNS®**

## How to Order

**3362 P - 1 - 502**



Consult factory for other available options.

## Standard Resistance Table

Resistance (Ohms)	Resistance Code
10	100
20	200
50	500
<b>100</b>	<b>101</b>
<b>200</b>	<b>201</b>
<b>500</b>	<b>501</b>
<b>1,000</b>	<b>102</b>
<b>2,000</b>	<b>202</b>
<b>5,000</b>	<b>502</b>
<b>10,000</b>	<b>103</b>
<b>20,000</b>	<b>203</b>
<b>25,000</b>	<b>253</b>
<b>50,000</b>	<b>503</b>
<b>100,000</b>	<b>104</b>
200,000	204
250,000	254
500,000	504
1,000,000	105
2,000,000	205

Popular values listed in boldface. Special resistances available.

SHADED AREAS TYPICALLY NOT STOCKED BY DISTRIBUTORS AND NOT RECOMMENDED FOR NEW DESIGNS.